

2024

COURSE GUIDE



PLATINUM
SAFETY & TRAINING

**Safety Training Courses
From Industry Experts**

PH:1300 027 057 E: info@platinumsafety.com.au

Nationally Recognised Training Organisation- RTO # 41312



TABLE OF CONTENTS



| | |
|------------------------------|----|
| • About Platinum | 04 |
| • Mobile Training Unit | 05 |
| • Training Overview | 10 |
| • Confined Space Entry | 12 |
| • Height Safety Training | 32 |
| • First Aid Training | 39 |
| • Fire Emergency Training | 48 |
| • Plant & Equipment Training | 58 |
| • Short Safety Courses | 75 |
| • Blended Learning | 85 |
| • E-Learning (100% Online) | 89 |

ABOUT PLATINUM

Benjamin Forner

CEO & Founder

Welcome to Platinum Safety & Training.

Your wellbeing and safety are our passion. Whether it's for working in confined spaces or at great heights, we believe that with the right safety training, anyone can transform not only their outlook in the workplace but also their practices. We are committed to providing you with the highest quality training to ensure you have the knowledge and skills to stay safe and confident on the job.

Our team of specialists, all members of a professional emergency rescue service with years of combined experience, is a leading provider of safety training in New South Wales, Australian Capital Territory and now in South Australia and Victoria. Our safety training programs meet all your compliance requirements and are customised to your needs. We know every workplace is unique, so we focus on teaching the essentials to every student. Whether you need a confined space or height safety ticket, first aid, fire warden, or some plant and equipment training, or just a quick refresher course, we are your affordable, friendly, and professional guides.





TRAIN ANYWHERE!



ONSITE TRAINING

We travel all over the state of NSW and ACT to deliver quality training at your workplace



SKILL SETS

Multiple skill sets to ensure all your training needs are taken care of



TIME SAVER TRAINING

Blended learning - online theory + face-to-face training to save you and your staff time.



ACCREDITED TRAINING

All training is nationally recognised through our RTO # 41312

A state-of-the-art, unique mobile training truck offering top-tier confined space and height safety training.

MOBILE TRAINING UNIT



TRAINING UNIT COURSE DELIVERY

Choose from a wide variety of courses, including;

- Work Safely At Heights & height rescue
- Confined Space Entry
- Breathing apparatus
- Confined space rescue

Talk to the team to create your own training package.




Due to the high demand for onsite training, we have developed Australia's first Confined Space and Work at Heights Mobile Training Unit. This innovative unit offers the most realistic and interactive training experience available from any training organisation.

Key benefits:

- **Cost Savings:** Minimise staff being offsite with our mobile unit. Group training discounts are always available.
- **Minimal Disruption:** Reduce the time your staff are away from the worksite.
- **Rapid Setup:** Our fully self-contained unit is ready for training in approximately 15 minutes.
- **Exceptional Training Experience:** We guarantee your staff will receive the best onsite confined space training available.

What to expect:

- **Confined Space Simulator:** Comprising two separate compartments, including a multi-level maze with approximately 30 meters of tunnels.
- **Enhanced Training Environment:** Various lighting options, sound effects, and training smoke to create a realistic training scenario.
- **Multiple Access Points:** Includes horizontal entry and two vertical entry points using ladders, davits, tripods, winches, pulley systems, fall arrest systems, and more.
- **Live Video Feed:** Provides trainers with real-time supervision to ensure learner comfort and safety, while also serving as a training aid for other participants.
- **Top-Quality Equipment:** All training equipment is of the highest standard and provided to each learner.



TRAINING UNIT DIMENSIONS

To use the Mobile Training Unit, it is essential to confirm you have space for it on-site. The unit requires a large, flat area for setup, approximately the size of 4 x standard parking spots. Ensure there is adequate clearance for the truck to maneuver and park, plus once set up in the training setting, enough height to allow for the handrails, davits and tripods to be extended beyond the truck's roofline. It is also important to consider accessibility for participants to enter and exit safely.

If you have any concerns about space or setup, our team is available to assist with planning and logistics.

Dimensions:

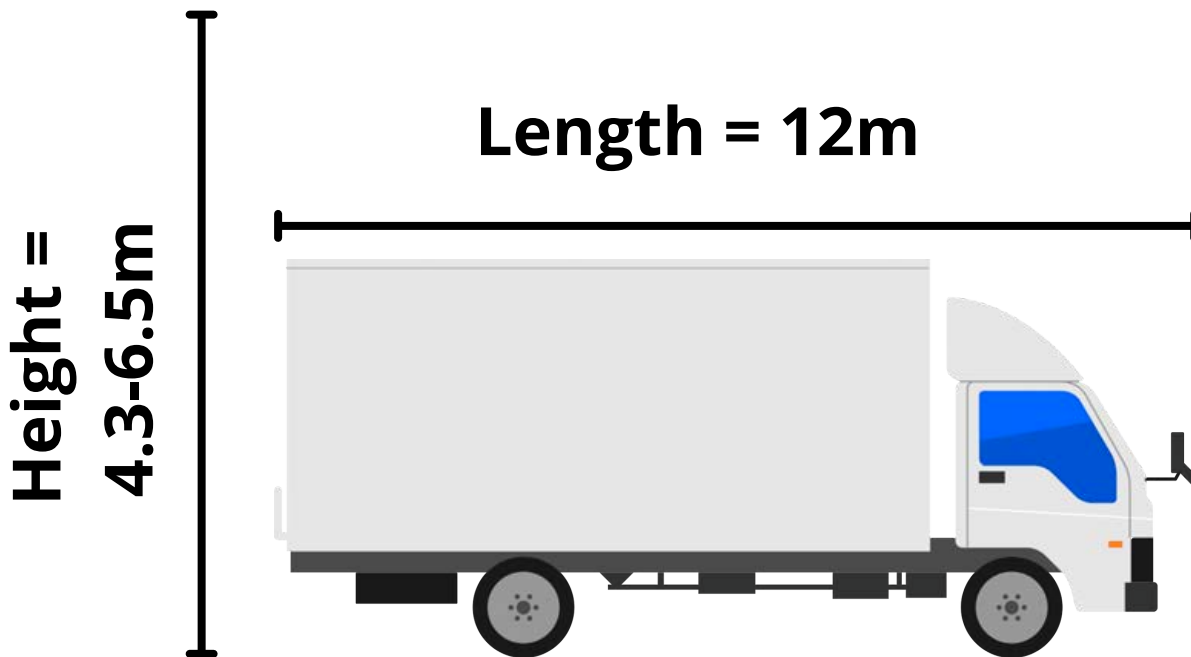
Height (for access) 4.3m

Height for training 6.5m

Length 12m

Width 3m

Area required: Length = 15m Width = 6m Height = 6.5m







TRAINING OVERVIEW

At Platinum Safety & Training, we continually update our courses to ensure you can complete all your training in one place, efficiently and affordably. Rest assured, you and your workers will gain the essential knowledge to maintain a safe work environment.

Our current courses consist of the following;



Fire & Emergency Training



Plant and Equipment



First Aid Training



Verification of Competency



Confined Space Training



100% E-Learning Courses



Work at Heights Training



Other Safety Training

OUR COURSES

Confined Space Training

- Confined Space Entry Training
- Confined Space Entry & Gas Testing Training
- Confined Space Entry & Rescue Training
- Confined Space Supervisor Training
- Confined Space Supervisor & Rescue Training
- Gas Test Atmospheres
- Breathing Apparatus Training

Work at Heights Training

- Work Safely at Heights
- Height Rescue Training
- Elevated Work Platforms- EWP Yellow Card

First Aid Training

- Cardiopulmonary Resuscitation (CPR) Training
- Basic First Aid Training
- First Aid & Low Voltage Rescue (LVR)
- CPR & Low Voltage Rescue Training (LVR)

E-Learning Training

- Fire Warden Training- Online
- Chief Warden Training- Online
- Fire Warden & Chief Warden Training- Online

Fire & Emergency Training

- Fire Extinguisher Training
- Fire Extinguisher & Fire Warden Training
- Fire Extinguisher & Fire Warden & Chief Warden Training

Plant & Equipment

- Overhead Gantry Crane Training
- Telehandler Training
- Forklift Licence - High Risk Work Licence (Class LF)
- Dogging- High Risk Work Licence (Class DG)
- Elevated Work Platform- Boom type 11m or more
- Verification of Competency

Short Safety Courses

- Electrical Safety Training
- Manual Handling Training
- Chemical Safety Training
- Isolate Equipment (LOTO)

Blended Learning

- Choose courses to complete theory online & reduce face to face time
- Ask our team to tailor a package for you



CONFINED SPACE TRAINING

What is Confined Space Training?


Confined Space Training equips individuals with the knowledge and skills to safely work in or around confined spaces, such as tanks, silos, and vaults.

Why is it Important?

Certification in confined space training is crucial for preventing accidents, ensuring regulatory compliance, and safeguarding the health and safety of workers in potentially hazardous environments.

Courses Available:

- Confined Space Entry Training
- Confined Space Entry & Gas Testing Training
- Confined Space Rescue Training
- Confined Space Supervisor Training
- Confined Space Worker & Rescue Training
- Confined Space Supervisor & Rescue Training
- Gas Test Atmospheres
- Breathing Apparatus Training





CONFINED SPACE ENTRY TRAINING

RTO #41312

1 day minimum requirement
for all workers entering and
working in confined spaces

STATEMENT OF ATTAINMENT

1 DAY TRAINING

3 KEY UNITS OF COMPETENCY



RIIWHS202E

Enter and work in confined spaces which is the minimum requirement for all workers entering and working in any confined space.



MSMPER200

Work in accordance with an issued permit provides understanding and training on how permit systems work and to maintain a safe and compliant workplace.



MSMPER202

Observe permit work allows the workers to act as the standby/spotter to ensure all workers inside the confined space are safe and conditions of the work permits are followed.

CONTACT

US NOW



1300 027 057



info@platinumsafety.com.au



New South Wales
& ACT



Confined Space Entry Course - For All Workers

This 1 day course is the minimum requirement for all workers entering and working in confined spaces.

Confined space entry training course Day 1 includes these 3 key units of competency:

RIIWHS202E Enter and work in confined spaces which is the minimum requirement for all workers entering and working in any confined space. The learning outcomes include, confined space awareness, legislative requirements, hazard and risk controls, tools and equipment, entry, exit and clean up procedures.

MSMPER200 Work in accordance with an issued permit provides understanding and training on how permit systems work and to maintain a safe and compliant workplace.

MSMPER202 Observe permit work allows the workers to act as the standby/spotter to ensure all workers inside the confined space are safe and conditions of the work permits are followed.

Do I require training to carry out works in a confined space?

The simple answer is YES! Here at Platinum Safety and Training, we make it easy when it comes to deciding what training you need to carry out work in a confined space.

We have a range of confined space training courses to suit everyone.



CONFINED SPACE ENTRY + GAS TESTER TRAINING

RTO #41312

Fundamental training for confined space entry, along with the capability to serve as a standby person and perform gas testing operations.

1 DAY TRAINING

STATEMENT
OF
ATTAINMENT

4 KEY UNITS OF COMPETENCY



RIIWH5202E

Enter and work in confined spaces



MSMPER200

Work in accordance with an issued permit



MSMPER202

Observe permit work



MSMWHS217

Gas test atmospheres

CONTACT

US NOW



1300 027 057



info@platinumsafety.com.au



New South Wales
& ACT

Confined Space Entry Course + Gas Testing - For Workers & Standby Person

This 1 day course for basic confined space entry training and to act as the standby person plus learn to conduct gas test operations. Course includes these 4 key units of competency:

RIIWHS202E Enter and work in confined spaces which is the minimum requirement for all workers entering and working in any confined space. The learning outcomes include, confined space awareness, legislative requirements, hazard and risk controls, tools and equipment, entry, exit and clean up procedures.

MSMPER200 Work in accordance with an issued permit provides understanding and training on how permit systems work and to maintain a safe and compliant workplace.

MSMPER202 Observe permit work allows the workers to act as the standby/spotter to ensure all workers inside the confined space are safe and conditions of the work permits are followed.

MSMWHS217 Gas test atmospheres will enable the operator to test atmospheres using a range of testing equipment in order to determine a safe atmosphere for workers. The competency requires the operator to safely take and interpret gas readings and take the appropriate actions.

Duration & Delivery Options:

- Full face-to-face: 8 hours
- Blended learning: Online theory + 3-4 hours face-to-face (recommended)

There is no prerequisite for this course.

Successful completion of this training will be awarded the **Statement of Attainment** which will be emailed on completion of the training course.

Course consists of both theory and practical, including theory and practical assessments.

Course combo: With blended learning, you can include an additional course and complete on the same day - Save 20% of the total pricing when you combine courses!



CONFINED SPACE RESCUE TRAINING

RTO #41312

Ensuring your confined space
rescue team is prepared in this
1 day training course

1 DAY TRAINING

STATEMENT
OF
ATTAINMENT

2 KEY UNITS OF COMPETENCY



MSMWHS216

Operate breathing apparatus



PUASAR025

Undertake confined space rescue

CONTACT

US NOW



1300 027 057



info@platinumsafety.
com.au



New South Wales
& ACT

Pre-requisite: As this is part of our confined space training program, students are to show competencies in the outlined units of competencies and that all qualifications have been attained within the last 24 months. (see details)

1 Day Confined Space Rescue Training Course

This 1 day course is suitable for members of a standby rescue team for confined space operations. The learning outcomes include, preparing for a confined space Breathing apparatus operations, rescue operations, assess and manage confined space hazards and risks, determine location and condition of casualties, gain entry and removal of casualties, conclude rescue operations.

Pre-requisite Requirements:

As this is part of our confined space training program, students are to show competencies in the below units of competencies with all qualifications attained within the last 24 months.

- **RIIWHS202E** Enter and work in confined spaces
- **MSMPER200** Work in accordance with an issued permit
- **MSMPER202** Observe permit work
- **MSMWHS217** Gas test atmospheres

Confined space rescue training course includes these 2 key units of competency:

MSMWHS216 Operate breathing apparatus will provide the skills to operators to check and safely use open circuit self contained breathing apparatus when atmospheres may pose a significant risk to safety during confined space operations.

PUASAR025 Undertake confined space rescue will enable operators to be part of the standby rescue team. In the event of an emergency, confined space rescue operators must be able to rapidly extricate trapped or unconscious workers in any confined space situation.



CONFINED SPACE SUPERVISOR

CONFINED SPACE WORKER +
STANDBY + GAS TESTER + PERMIT
ISSUER

RTO #41312

Training course for anyone who works in and around confined spaces and also requires to supervise and control the confined space.

2 DAY TRAINING

STATEMENT OF ATTAINMENT

CONTACT US NOW

 1300 027 057

 info@platinumsafety.com.au

7 KEY UNITS OF COMPETENCY



MSMWHS201
Conduct hazard analysis



RIIRIS201E
Conduct local risk control



MSMPER300
Issue work permits



RIIWHS202E
Enter and work in confined spaces



MSMPER200
Work in accordance with an issued permit



MSMPER202
Observe permit work



MSMWHS217
Gas test atmospheres

2 Day Confined Space Training Course - For Workers & Supervisors

This 2 day training course will cover all requirements to enable workers to enter confined spaces, to carry out standby duties, gas test atmospheres and to issue all workplace permits including confined space entry permits.

Confined Space Entry Supervisor Training course includes these 7 key units of competency:

RIIWH202E Enter and work in confined spaces which is the minimum requirement for all workers entering and working in any confined space. The learning outcomes include, confined space awareness, legislative requirements, hazard and risk controls, tools and equipment, entry, exit and clean up procedures.

MSMPER200 Work in accordance with an issued permit provides understanding and training on how permit systems work and to maintain a safe and compliant workplace.

MSMPER202 Observe permit work allows the workers to act as the standby/spotter to ensure all workers inside the confined space are safe and conditions of the work permits are followed.

MSMWHS217 Gas test atmospheres will enable the operator to test atmospheres using a range of testing equipment in order to determine a safe atmosphere for workers. The competency requires the operator to safely take and interpret gas readings and take the appropriate actions.

MSMWHS201 Conduct hazard analysis & RIIRIS201E Conduct local risk control which will cover hazard and risk identification within the workplace, including creation and implementation of hazard analysis tools such as

- * Job safety analysis (JSA)
- * Safe work method statement (SWMS)

MSMPER300 Issue work permits covers the understanding and limitations of the permit system. As the competent permit issuer, you will be making decisions regarding the need for permits and ensure the conditions are implemented.

2 Day Confined Space Training Course - For Workers & Supervisors

Duration & Delivery Options:

- Face-to-face: 2 days - 6 hours per day
- Blended learning: Online theory + 1 day face-to-face (recommended)

Course includes theory and practical assessments;

• **Theory Consists of;**

1. Powerpoint presentation.
2. Group discussions & group activities such as conducting hazard identification and risk assessments, issuing confined space entry and isolation/hotworks permits.

• **Practical consists of;**

1. Hazard analysis and risk assessments.
2. Creating a rescue plans.
3. Setting up the confined space for entry.
4. Complete isolations (lock out tag out) procedures
5. Ventilation techniques and procedures (natural and mechanical)
6. Gas testing including bump test and calibrations of gas detector units.
7. Directing and following procedures with the issued work permit. This is conducting during 2 x confined space entry activities (1x horizontal entry and 1 x vertical entry – utilising tripods, winches, fall arrest systems, ladders, etc in our specialised confined space training unit – Providing our students with realistic and challenging work spaces.

There is no prerequisite for this course.

Successful completion of this training will be awarded the **Statement of Attainment** which will be emailed on completion of the training course.

Course combo: With blended learning, you can include an additional course and complete on the same day - Save 20% of the total pricing when you combine courses!



STATEMENT
OF
ATTAINMENT

**CONFINED SPACE
WORKER &
RESCUE TRAINING**

5 KEY UNITS OF COMPETENCY



RIIWHS202E

Enter and work in confined spaces



MSMPER200

Work in accordance with an issued permit



MSMPER202

Observe permit work as a spotter



PUASAR025

Undertake confined space rescue



MSMWHS216

Operate breathing apparatus

CONTACT

US NOW



1300 027 057



info@platinum
safety.com.au



New South wales &
ACT

RTO #41312

Allow workers to operate in confined spaces, perform atmospheric monitoring, standby duties, use breathing apparatus, and conduct rescue operations.

2 DAY TRAINING

2 Day Confined Space Worker & Rescuer Training Course - For Workers & Confined space standby rescuer

This 2 day training course is for anyone who works in and around confined spaces and also requires to act as the standby operator and in the event of an emergency, carry out confined space rescue including the use of breathing apparatus.

Confined space worker/rescuer 2 day training course includes these 5 key units of competency:

RIIWH202E Enter and work in confined spaces which is the minimum requirement for all workers entering and working in any confined space. The learning outcomes include, confined space awareness, legislative requirements, hazard and risk controls, tools and equipment, entry, exit and clean up procedures.

MSMPER200 Work in accordance with an issued permit provides understanding and training on how permit systems work and to maintain a safe and compliant workplace.

MSMPER202 Observe permit work allows the workers to act as the standby/spotter to ensure all workers inside the confined space are safe and conditions of the work permits are followed.

MSMWHS216 Operate breathing apparatus will provide the skills to operators to check and safely use open circuit self contained breathing apparatus when atmospheres may pose a significant risk to safety during confined space operations.

PUASAR025 Undertake confined space rescue will enable operators to be part of the standby rescue team. In the event of an emergency, confined space rescue operators must be able to rapidly extricate trapped or unconscious workers in any confined space situation.



2 Day Confined Space Worker & Rescuer Training Course - For Workers & Confined space standby rescuer

Duration & Delivery Options:

- Face-to-face: 2 days - 8 hours per day
- Blended learning: Online theory + 1 day face-to-face (recommended)

There is no prerequisite for this course.

Successful completion of this training will be awarded the **Statement of Attainment** which will be emailed to the student on completion of the training course.



STATEMENT OF ATTAINMENT

CONFINED SPACE RESCUE TRAINING

9 KEY UNITS OF COMPETENCY



RIIWH5202E

Enter and work in confined spaces



MSMPER200

Work in accordance with an issued permit



MSMPER202

Observe permit work as a spotter



MSMWHS217

Gas test atmospheres



MSMWHS201

Conduct hazard analysis



RIIRIS201E

Conduct local risk control



PUASAR025

Undertake confined space rescue



MSMWHS216

Operate breathing apparatus



MSMPER300

Issue work permits

CONTACT

US NOW



1300 027 057



info@platinum
safety.com.au



New South wales &
ACT

RTO #41312

Allow workers to operate in confined spaces, perform atmospheric monitoring, standby duties, use breathing apparatus, and conduct rescue operations.

3 DAY TRAINING

3 Day Confined Space Rescue Training Course - For Workers & Supervisors

This 3 day training course is for anyone who works in and around confined spaces and also requires to act as the standby operator and in the event of an emergency, carry out confined space rescue including the use of breathing apparatus.

Confined space worker/rescuer 3 day training course includes these 9 key units of competency:

RIIWH202E Enter and work in confined spaces which is the minimum requirement for all workers entering and working in any confined space. The learning outcomes include, confined space awareness, legislative requirements, hazard and risk controls, tools and equipment, entry, exit and clean up procedures.

MSMPER200 Work in accordance with an issued permit provides understanding and training on how permit systems work and to maintain a safe and compliant workplace.

MSMPER202 Observe permit work allows the workers to act as the standby/spotter to ensure all workers inside the confined space are safe and conditions of the work permits are followed.

MSMWHS217 Gas test atmospheres will enable the operator to test atmospheres using a range of testing equipment in order to determine a safe atmosphere for workers. The competency requires the operator to safely take and interpret gas readings and take the appropriate actions.

MSMWHS201 Conduct hazard analysis & RIIRIS201E Conduct local risk control which will cover hazard and risk identification within the workplace, including creation and implementation of hazard analysis tools such as

- * Job safety analysis (JSA)
- * Safe work method statement (SWMS)

MSMPER300 Issue work permits covers the understanding and limitations of the permit system. As the competent permit issuer, you will be making decisions regarding the need for permits and ensure the conditions are implemented.

3 Day Confined Space Rescue Training Course - For Workers & Supervisors

MSMWHS216 Operate breathing apparatus will provide the skills to operators to check and safely use open circuit self contained breathing apparatus when atmospheres may pose a significant risk to safety during confined space operations.

PUASAR025 Undertake confined space rescue will enable operators to be part of the standby rescue team. In the event of an emergency, confined space rescue operators must be able to rapidly extricate trapped or unconscious workers in any confined space situation.

Duration & Delivery Options:

- Face-to-face: 3 days - 6 hours per day
- Blended learning: Online theory + 1.5 days face-to-face (recommended)

There is no prerequisite for this course.

Successful completion of this training will be awarded the **Statement of Attainment** which will be emailed to the student on completion of the training course.

Course combo: With blended learning, you can include an additional course and complete on the same day - Save 20% of the total pricing when you combine courses!



GAS TEST ATMOSPHERES TRAINING

RTO #41312

Will enable the operator to test atmospheric conditions in order to determine a safe atmosphere for workers .

3 HOUR TRAINING

STATEMENT OF ATTAINMENT



CONTACT

US NOW



1300 027 057



info@platinumsafety.com.au



New South Wales
& ACT

1 KEY UNIT OF COMPETENCY



MSMWHS217

Gas test atmospheres

Gas Test Atmospheres

Gas test atmospheres will enable the operator to test atmospheres using a range of testing equipment in order to determine a safe atmosphere for workers. The competency requires the operator to set up monitoring equipment through calibration and bump testing and safely take and interpret gas readings and take the appropriate actions.

Certification and Outcomes

Participants who complete the course will receive certification for the following nationally recognised unit of competency:

- MSMWHS217 Gas test atmospheres

Participants will be presented with a **Statement of Attainment** that is recognised on a national level upon successful completion of the programme.

Duration & Delivery Options:

- Face-to-face: 3 hours

There is no prerequisite for this course.

Why Choose Us?

Platinum Training provides both high-quality and practical training. Our experienced instructors deliver courses that are both entertaining and participatory. Our courses are designed to meet industry requirements and far surpass expectations, and they are accompanied by certification that is accepted on a national level.

Course combo: With blended learning, you can include an additional course to complete on the same day - Save 20% of the total pricing when you combine courses!



BREATHING APPARATUS TRAINING

RTO #41312

This unit of competency covers the skills and knowledge to check, operate and maintain breathing apparatus

4 HOUR TRAINING

STATEMENT OF ATTAINMENT

CONTACT

US NOW



1300 027 057



info@platinumsafety.com.au



New South Wales
& ACT

1 KEY UNIT OF COMPETENCY



MSMWHS216

Operate breathing apparatus will provide the skills to operators to check and safely use open circuit self contained breathing apparatus when atmospheres may pose a significant risk to safety during confined space operations.

Breathing Apparatus Training Course

Breathing Apparatus training course includes these 1 key unit of competency:

MSMWHS216 – Operate breathing apparatus. This unit of competency is for workers that may require the use of breathing apparatus due to working in potential hazardous atmospheres, such as confined spaces. Operators may also require the use of breathing apparatus in an emergency situation if they are members of the confined space rescue team.

Course includes theory and practical assessments;

- **Theory Consists of;**
- Powerpoint presentation, equipment familiarisation and risk assessments

- **Practical consists of;**
- Pre-operation checks
- Correct donning, wearing and doffing procedures
- Breathing apparatus control procedures
- Conducting search and navigation with zero visibility
- Emergency and entrapment procedures
- Shutdown and clean up procedures

Duration & Delivery Options:

- Face-to-face: 4 hours
- Blended learning: Online theory + 2 hours face-to-face (recommended)

There is no prerequisite for this course.

Note: Students MUST be clean shaven on the day of training - As per Australian Standards requirement

Successful completion of this training will be awarded the **Statement of Attainment** which will be emailed on completion of the training course.

Course combo: With blended learning, you can include an additional course and complete on the same day - Save 20% of the total pricing when you combine courses!



WORK AT HEIGHTS TRAINING

What is Work at Heights Training?


Work at Heights Training provides the essential skills and knowledge needed to perform tasks at elevated positions safely, such as on rooftops, ladders, and scaffolding.

Why is it Important?

Height safety certification is vital for preventing falls, the leading cause of workplace injuries. It ensures workers understand the proper use of safety equipment and procedures.

Courses Available:

- Work Safely at Heights
- Height Rescue Training
- Elevated Work Platforms- EWP Yellow Card





WORK SAFELY AT HEIGHT

RTO #41312

This course equips workers with skills to safely work at heights.

1 DAY TRAINING

STATEMENT OF ATTAINMENT



CONTACT

US NOW



1300 027 057



info@platinumsafety.com.au



New South Wales
& ACT

1 KEY UNIT OF COMPETENCY



RIIWHS204E

Work safely at heights

Work Safely At Height

This 1 day course for height safety training will give workers the skills and knowledge to determine working at heights situations, legislative requirements, basic hazard and risk analysis, tools, equipment and safe systems of work to complete tasks at height

Height safety ticket training course includes these 1 key unit of competency:

RIIWHS204E – Work Safely At Heights

Key skills and knowledge covered during this training course through a combination of both theory and practical applications.

- Legislative requirements for all working at heights
- Identification of a variety of working at height situations
- Hazard and risk analysis, implementation of control measures – SWMS
- Safe work practices and control systems including fall prevention devices, work positioning systems and fall arrest systems
- Inspect, install and apply a variety of height safety equipment including: Anchor points, horizontal lifelines, harnesses,
- connectors, lanyards, energy absorbers, rope grabs and knot tying.
- Safe use of ladders

Duration & Delivery Options:

- Face-to-face: 6 hours
- Blended learning: Online theory + 3 hours face-to-face (recommended)

There is no prerequisite for this course.

Successful completion of this training will be awarded the **Statement of Attainment** which will be emailed on completion of the training course.

Course consists of both theory and practical, including theory and practical assessments.

Course combo: With blended learning, you can include an additional course and complete on the same day - Save 20% of the total pricing when you combine courses!



HEIGHT RESCUE TRAINING

RTO #41312

Ensuring your height rescue team is prepared in this 1 day training course

1 DAY TRAINING

STATEMENT OF ATTAINMENT

2 KEY UNITS OF COMPETENCY



PUAFIR210

Prevent Injury



PUASAR022

Participate in a Rescue Operation

Pre-requisite: Students are to show they have completed their Work safely at heights Course RIIWHS204E Work at heights

CONTACT

US NOW



1300 027 057



info@platinumsafety.com.au



New South Wales
& ACT

1 Day Height Rescue Training/Height Safety Supervisor Course

This 1 day height rescue training (supervising work at heights) course is an extension to the working at heights day 1 training program.

It will provide the skills and knowledge to supervise working at heights and be able to prepare, plan and carry out a rescue plan if a worker suffers a fall utilising a fall arrest system. ***Note: If fall arrest systems are being utilised as a height safety control measure, it is LAW to have a documented rescue plan in place that has been tested and rehearsed and be implemented by a competent person.***

Pre-requisite Requirements:

Students are to show completion in the below units of competencies.

- **RIIWHS204E** Work safely at heights

Height rescue training course includes these 2 key units of competency:

PUAFIR210 Prevent Injury

PUASAR022 Participate in a rescue operation

Key skills and knowledge covered during this training course will be a combination of both theory and practical applications.

- Legislation, – WHS ACT 2011 and WHS Regulations 2017
- Guidance documentation – Australian Standards, Code of practice
- Hazard identification, Risk assessments (SWMS)
- Basic emergency care skills
- Development of rescue plans, test and rehearse to ensure they work
- Fallen worker rescue skills – Practical rescue scenarios (gotcha kit, Milan System)



ELEVATED WORK PLATFORM TRAINING

RTO #41312

This training course will give workers the skills and knowledge to operate elevated work platforms

1 DAY TRAINING

**YELLOW
CARD**
ISSUED BY EWPA

PHOTO ID YELLOW CARD

| EWPA | | EWP OPERATOR LICENCE YELLOW CARD | |
|---|----------------|---|--|
| NAME: | ELLA VATING | | |
| DATE OF TRAINING: | 01/01/19 | | |
| EWP TYPE: | VL SL BL TL TM | | |
| LICENCE NUMBER: | YC123456 | | |
| EXPIRY DATE: | 01/01/24 | | |
| <small>This card was issued by the EWPA Inc upon successful completion of the Yellow Card training program.</small> | | | |

CONTACT

US NOW



1300 027 057



info@platinumsafety.com.au



New South Wales
& ACT

**EWP training is required for workers
as per WHS laws**

Elevated Work Platform Training- Yellow Card (under 11 metres)

This training course will give workers the skills and knowledge to operate elevated work platforms (Boom Lifts - under 11m (BL), Scissor Lifts (SL), Vertical Lifts (VL)

EWP Training - Course Content

- Elevating work platforms documentation
- Understanding work requirements
- Correct selection and use of personal protective equipment (PPE)
- Perform pre-start and post-start inspections/checks. Documentation process for any faults or non compliance.
- Coordinate activities with others prior to commencement of, and during, the work activity
- Hazard identification, potential risks and implementation of control measures
- Preparation for emergency procedures.
- Use approved safety devices, ensure safety of personnel and surrounding site
- Report on monitoring systems and alarms
- Complete work and shut-down procedures inline with the agreed work plan
- Carry out work platform inspections
- Carry out routine operational servicing, lubrication and housekeeping tasks in accordance with manufacturer's instructions
- Carry out minor operator maintenance to manufacturer's instructions and site requirements
- Process written records
- Check, clean, maintain and store plant, tools and equipment as per manufacturing specifications

Key skills and knowledge covered during this training course will be through a combination of both theory and practical applications.

FIRST AID TRAINING

What is First Aid Training?

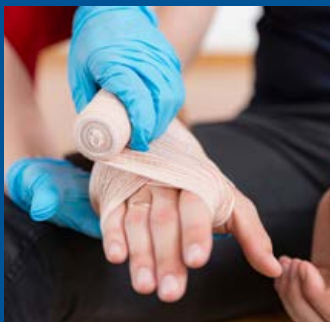
First Aid Training teaches individuals how to respond to emergencies, administer basic medical care, and stabilize injured persons until professional help arrives.

Why is it Important?

First aid certification is essential for creating a safer workplace. It prepares employees to handle medical emergencies, potentially saving lives and reducing the severity of injuries.

Courses Available:

- Cardiopulmonary Resuscitation (CPR) Training
- Basic First Aid Training
- First Aid & Low Voltage Rescue (LVR)
- CPR & Low Voltage Rescue Training (LVR)





CPR TRAINING

*(Cardiopulmonary
Resuscitation)*

RTO #41312

*This course provides the skills
and knowledge to perform
cardiopulmonary resuscitation
(CPR)*

STATEMENT
OF
ATTAINMENT

3 HOUR TRAINING



CONTACT

US NOW



1300 027 057



info@platinumsafety.
com.au



New South Wales
& ACT

1 KEY UNIT OF COMPETENCY

HLTAID009



*This course provides the skills and
knowledge to perform cardiopulmonary
resuscitation (CPR), in line with the
Australian Resuscitation Council (ARC)
Guidelines. It is designed for workers in any
industry that may require the skill of CPR.*

Cardiopulmonary Resuscitation (CPR) Training

This course provides the skills and knowledge to perform cardiopulmonary resuscitation (CPR), in line with the Australian Resuscitation Council (ARC) Guidelines. It is designed for workers in any industry that may require the skill of CPR.

CPR training course includes 1 key unit of competency:

HLTAID009 – Provide cardiopulmonary resuscitation

Duration & Delivery Options:

- Face-to-face: 3 hours
- Blended learning: Online theory + 1.5 hours face-to-face (recommended)

Note: This unit of competency is recommended to be renewed every 12 months as per industry standards.

There is no prerequisite for this course.

Successful completion of this training will be awarded the **Statement of Attainment** which will be emailed on completion of the training course.

Course consists of both theory and practical, including theory and practical assessments.

Please note: All students must be able to communicate in English and able to complete all documents, including theory assessments. If assistance is required, please contact us prior to commencement of training day to discuss options. Failure to do this, may result in a student not being able to complete the training and a refund will not be issued.

Course combo: With blended learning, you can include an additional course and complete on the same day - Save 20% of the total pricing when you combine courses!



FIRST AID TRAINING

RTO #41312

This 1 day training provides the skills and knowledge to provide a first aid response in a range of environments

STATEMENT OF ATTAINMENT

1 DAY TRAINING

3 KEY UNITS OF COMPETENCY



HLTAID009

Provide cardiopulmonary resuscitation



HLTAID010

Provide basic emergency life support



HLTAID011

Provide first aid

CONTACT

US NOW



1300 027 057



info@platinumsafety.com.au



NSW & ACT

First Aid Training

This training course provides the skills and knowledge to provide a first aid response in a range of environments including within the community or a workplace setting and including performing CPR.

Certification and Outcomes

Participants who complete the course will receive the **Statement of Attainment** for the following nationally recognised units of competency:

First Aid training course includes these 3 key units of competency:

- **HLTAID009** Provide cardiopulmonary resuscitation
- **HLTAID010** Provide basic emergency life support
- **HLTAID011** Provide first aid

Duration and Delivery Options:

- Full day of face-to-face: 8 hours
- Blended learning: Online theory + 4 hours face-to-face (recommended)

Eligibility and Requirements

- Age Requirement: Participants must be at least 15 years old.
- Educational Level: Year 10 numeracy, literacy, and communication skills.
- Physical Ability: Must be able to complete practical assessments.
- USI Number: Required for course completion. Obtain at the USI website.

Course consists of both theory and practical, including theory and practical assessments.

Note: This unit of competency - HLTAID011 Provide first aid, is recommended to be renewed every 3 years as per industry standards.

Course combo: With blended learning, you can include an additional course and complete on the same day - Save 20% of the total pricing when you combine courses!



PROVIDE FIRST AID + LOW VOLTAGE RESCUE (LVR)

RTO #41312

This course provides skill to perform rescue from a live low voltage panel and provide first aid

1 DAY TRAINING

STATEMENT OF ATTAINMENT



CONTACT

US NOW



1300 027 057



info@platinumsafety.com.au



New South Wales & ACT

2 KEY UNIT OF COMPETENCY



HLTAID011

Provide First Aid



UETDRRF004

Perform rescue from a live LV panel

Provide First Aid and Low Voltage Rescue (LVR)

Participants in our First Aid & Low Voltage Rescue Course will leave with the abilities and information required to conduct first aid and securely remove victims of low-voltage electrical events.

Who Requires the First Aid & Low Voltage Rescue Training Course?

The First Aid & Low Voltage Rescue Training Course is essential for individuals who may encounter electrical hazards in their employment. This includes:

- Electricians: Professionals working with electrical systems.
- Maintenance Workers: Staff responsible for maintaining electrical equipment.
- Construction Workers: Personnel working on sites with electrical hazards.
- Safety Officers: Professionals responsible for workplace health and safety.

Certification and Outcomes

Participants who complete the course will receive the Statement of Attainment for the following nationally recognised units of competency:

Provide First Aid & LVR training course includes 2 key units of competency:

- **HLTAID011** Provide first aid
- **UETDRRF004** Perform rescue from a live LV panel

Duration & Delivery Options:

- Face-to-face: 8 hours
- Blended learning: Online theory + 4 hours face-to-face (recommended)

Note: The unit of competency – UETDRRF004 Perform rescue from a live LV panel must be renewed every 12 months as per industry standards.



LOW VOLTAGE RESCUE + CPR TRAINING

RTO #41312

This course provides skill to perform rescue from a live low voltage panel and to perform cardiopulmonary resuscitation

4 HOUR TRAINING

STATEMENT OF ATTAINMENT



CONTACT

US NOW



1300 027 057



info@platinumsafety.com.au



New South Wales
& ACT

2 KEY UNITS OF COMPETENCY



HLTAID009

Provide cardiopulmonary resuscitation



UETDRRF004

Perform rescue from a live LV panel

Low Voltage Rescue & Cardiopulmonary Resuscitation (CPR) Training

Perform rescue from a live LV panel, covers rescue procedures from low voltage apparatus, not including overhead power lines or underground cables. It also covers legislative requirements, hazard and risk management and relevant Personal protective equipment and equipment.

Key Skills and Knowledge:

CPR Training:

Techniques for performing CPR on an unconscious casualty, specifically for those who have suffered electrocution. The training follows Australian Resuscitation Council (ARC) guidelines and includes both theoretical and practical components.

Low Voltage Rescue (LVR):

- Conducting a risk assessment of an electrically hazardous situation.
- Performing low voltage rescue procedures safely, ensuring no hazard to oneself or others.
- Use and maintenance of a low-voltage rescue kit.

Certification and Outcomes

Participants who complete the course will receive the **Statement of Attainment** for the following nationally recognised units of competency:

- **HLTAID009 – Provide cardiopulmonary resuscitation**
- **UETDRRF004 – Perform rescue from a live LV panel**

Duration & Delivery Options:

- Face-to-face: 4 hours
- Blended learning: Online theory + 2 hours face-to-face (recommended)

Note: The unit of competency – UETDRRF004 Perform rescue from a live LV panel & HLTAID009 Provide cardiopulmonary resuscitation must be renewed every 12 months as per industry standards.

FIRE & EMERGENCY TRAINING

What is Fire and Emergency Training?

Fire and Emergency Training prepares individuals to respond effectively to fire incidents and other emergencies, ensuring safe evacuation and use of firefighting equipment.



Why is it Important?

Having certification in fire and emergency training is crucial for minimizing damage, preventing injuries, and ensuring a swift and safe response during emergencies.



Courses Available:

- Fire Extinguisher Training
- Fire Extinguisher & Fire Warden Training
- Fire Extinguisher & Fire Warden & Chief Warden Training





FIRE EXTINGUISHER TRAINING

RTO #41312

Learn to manage a range of small workplace emergencies including controlling and extinguishing small fires

3 HOUR TRAINING

STATEMENT OF ATTAINMENT

CONTACT

US NOW



1300 027 057



info@platinumsafety.com.au



NSW & ACT

1 KEY UNIT OF COMPETENCY



PUAFER008

Confine small emergencies in a facility-

Nationally recognised training to keep your workplace safe and compliant.

Fire Extinguisher Training Courses

Participants will learn how to manage a range of small workplace emergencies including controlling and extinguishing small fires.

Certification and Outcomes

Participants who complete the course will receive the **Statement of Attainment** for the following nationally recognised unit of competency:

- PUAFER008 Confine small emergencies in a facility

Course Outline:

Theory consists of;

- Emergency situations scenarios
- Roles and responsibilities of the emergency control organisation (ECO)
- How to raise the alarm
- Dynamic risk assessments
- Liaising with emergency services
- Record keeping and debriefing
- Basic fire science
- Classes of fire
- Types of fire extinguishers and fire fighting equipment
- Firefighting skills
- Safety precautions

The practical component involves:

- Selection of the correct fire extinguisher
- The use of a Carbon Dioxide (CO₂) fire extinguisher on a REAL fire
- The use of a fire blanket
- Participants will gain hands-on practical experience with fire-fighting equipment. They will also be instructed in correct firefighting tactics and safety procedures.

Fire Extinguisher Training Courses

REAL fire emergency scenarios conducted by REAL professional firefighters

The practical component will give participants hands-on practical experience to be able to demonstrate correct firefighting skills/tactics and follow safety procedures.

Duration & Delivery Options:

- Face-to-face: 3 hours
- Blended learning: Online theory + 1.5 hours face-to-face (recommended)

There is no prerequisite for this course.

Flexible Training Options

Confined small emergencies a facility courses are available from Platinum Safety and Training at your location of employment. This adaptability guarantees that your staff gets the required training without interfering with your business operations, enabling us to deliver thorough and efficient instruction at your convenience.

Why Choose Us?

Platinum Safety and Training is dedicated to providing excellent, hands-on instruction. Our knowledgeable instructors deliver dynamic and captivating lessons to guarantee that participants get the self-assurance and competencies required to manage small workplace emergencies. Our courses are created to surpass expectations and meet industry standards with nationally acknowledged accreditation.

Course combo: With blended learning, you can include an additional course and complete on the same day - Save 20% of the total pricing when you combine courses!



FIRE WARDEN + FIRE EXTINGUISHER TRAINING

RTO #41312

Learn to be an emergency warden and manage small workplace emergencies including extinguishing small fires

5 HOUR TRAINING

STATEMENT OF ATTAINMENT

2 KEY UNIT OF COMPETENCY

PUAFER005

Operate as part of an emergency control organisation



PUAFER008

Confine small emergencies in a facility-

Nationally recognised training to keep your workplace safe and compliant.



CONTACT

US NOW



1300 027 057



info@platinumsafety.com.au



New South Wales
& ACT

Fire Warden + Fire Extinguisher Training Courses

This training provides learners with the skills and knowledge to operate as part of an emergency control organisation. It applies to employees within all industries. It places responsibility on individual employees who are delegated roles within the emergency control organisation and to participate in the preparation of workplace emergency procedures. This may including raising alarms to report potential workplace emergencies, evaluate the need to evacuate and prepare for an evacuation including evacuating people who may require assistance in accordance with workplace emergency procedures.

This unit has been developed to cover the broad range of emergencies and workplaces as considered in Australian Standard 3745-2010.

Also included in this training is the skills a knowledge to assess, and safely extinguish small fires within the workplace. Topics include fire safety awareness, fire fighting equipment and their applications.

Fire Warden + Fire Extinguisher Training course includes these 2 key unit of competency:

- **PUAFER005 Operate as part of an emergency control organisation**
- **PUAFER008 Confine small emergencies in a facility**

The practical component will give participants hands-on practical experience with evacuation exercises, using communication equipment (EWIS) and selection of firefighting equipment. They will also be able to demonstrate correct firefighting skills/tactics and follow safety procedures.

Duration & Delivery Options:

- Face-to-face: 5 hours
- Blended learning: Online theory + 2.5 hours face-to-face

There is no prerequisite for this course.

Fire Warden + Fire Extinguisher Training Courses

REAL fire emergency scenarios conducted by REAL professional firefighters

Theory consists of;

- Emergency situations scenarios
- Roles and responsibilities of the emergency control organisation (ECO)
- Roles and responsibilities of the Chief warden
- How to raise the alarm
- Understanding evacuation diagrams and procedures
- Utilising emergency intercommunication systems
- Fire safety and evacuation procedures
- Dynamic risk assessments
- Liaising with emergency services
- Record keeping and debriefing
- Emergency planning committees
- Basic fire science
- Classes of fire
- Types of fire extinguishers and fire fighting equipment
- Firefighting skills
- Safety precautions

The practical component involves:

- Selection of the correct fire extinguisher
- The use of a Carbon Dioxide (CO₂) fire extinguisher on a REAL fire
- The use of a fire blanket
- Participants will gain hands-on practical experience with fire-fighting equipment. They will also be instructed in correct firefighting tactics and safety procedures.

Successful completion of this training will be awarded the Statement of Attainment which will be emailed on completion of the training course.

Course consists of both theory and practical, including theory and practical assessments.

Course combo: With blended learning, you can include an additional course and complete on the same day - Save 20% of the total pricing when you combine courses!



CHIEF WARDEN + FIRE WARDEN + FIRE EXTINGUISHER TRAINING

RTO #41312

Take command of the workplace during emergency incidents and coordinates the actions of the emergency control organisation

1 DAY TRAINING

STATEMENT OF ATTAINMENT

3 KEY UNIT OF COMPETENCY

CONTACT

US NOW



1300 027 057



info@platinumsafety.com.au



New South Wales
& ACT



PUAFER005

Operate as part of an emergency control organisation



PUAFER006

Lead an emergency control organisation



PUAFER008

Confine small emergencies in a facility

Fire warden + Fire Extinguisher Training Courses

This training course also covers the skills and knowledge to lead an emergency control organisation which is targeted for workers who take command of the workplace during emergency incidents and coordinates the actions of the emergency control organisation in the event of all emergency situations.

In addition, members of the emergency control organisation will gain skills and knowledge to assess, and safely extinguish small fires within the workplace. Topics include fire safety awareness, fire fighting equipment and their applications.

This unit has been developed to cover the broad range of emergencies and workplaces as considered in Australian Standard 3745-2010.

Also included in this training is the skills a knowledge to assess, and safely extinguish small fires within the workplace. Topics include fire safety awareness, fire fighting equipment and their applications.

Certification and Outcomes

Chief Fire Warden + Fire Warden + Fire Extinguisher Training course includes these 3 key unit of competency:

- **PUAFER005 Operate as part of an emergency control organisation**
- **PUAFER006 Lead an emergency control organisation**
- **PUAFER008 Confine small emergencies in a facility**

The practical component will give participants hands-on practical experience with evacuation exercises, using communication equipment (EWIS) and selection of firefighting equipment. They will also be able to demonstrate correct firefighting skills/tactics and follow safety procedures.

Duration & Delivery Options:

- Face-to-face: 6 hours
- Blended learning: Online theory + 3 hours face-to-face (recommended)

There is no prerequisite for this course.

Fire warden + Fire Extinguisher Training Courses

REAL fire emergency scenarios conducted by REAL professional firefighters

Theory consists of;

- Emergency situations scenarios
- Roles and responsibilities of the emergency control organisation (ECO)
- Roles and responsibilities of the Chief warden
- How to raise the alarm
- Understanding evacuation diagrams and procedures
- Utilising emergency intercommunication systems
- Fire safety and evacuation procedures
- Dynamic risk assessments
- Liaising with emergency services
- Record keeping and debriefing
- Emergency planning committees
- Basic fire science
- Classes of fire
- Types of fire extinguishers and fire fighting equipment
- Firefighting skills
- Safety precautions

The practical component involves:

- Selection of the correct fire extinguisher
- The use of a Carbon Dioxide (CO₂) fire extinguisher on a REAL fire
- The use of a fire blanket
- Participants will gain hands-on practical experience with fire-fighting equipment. They will also be instructed in correct firefighting tactics and safety procedures.

Successful completion of this training will be awarded the **Statement of Attainment** which will be emailed on completion of the training course.

Course consists of both theory and practical, including theory and practical assessments.

Course combo: With blended learning, you can include an additional course and complete on the same day - Save 20% of the total pricing when you combine courses!

PLANT & EQUIPMENT TRAINING

What is Plant and Equipment Training?

Plant and equipment training provides workers with the necessary skills, competencies or licences to safely and confidently use specialised plant or equipment within the workplace.

Why is it Important?

Certification in plant and equipment use is critical for preventing accidents, ensuring operational efficiency, and maintaining compliance with safety regulations.

Courses Available:

- Overhead Gantry Crane Training
- Telehandler Training
- Forklift Licence
- Dogging- High Risk Work Licence (Class DG)
- Elevated Work Platform- Boom type 11m or more
- Verification of Competency





OVERHEAD GANTRY CRANE TRAINING

RTO #41312

This training course will give you the ability to operate an overhead gantry or bridge crane.

1 DAY TRAINING

STATEMENT OF ATTAINMENT

2 KEY UNIT OF COMPETENCY

CONTACT

US NOW



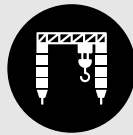
1300 027 057



info@platinumsafety.com.au



New South Wales,
ACT & Victoria



RIIHAN305D

Operate a gantry or overhead crane

Overhead Gantry Crane Training

The participants in our overhead gantry crane training course will acquire the information and abilities essential to operate gantry or overhead cranes that are controlled by a wireless remote or a pendant. This training programme covers cranes that are capable of performing up to three different powered motions, such as short/cross travel, long/length travel, and hoist raise/lower positions.

Certification and Outcomes

Participants who complete the course will receive certification for the following nationally recognised units of competency:

- RIIHAN305D: Operate a gantry or overhead crane

Participants will be presented with a **Statement of Attainment** that is recognised on a national level upon successful completion of the programme.

Who Requires the overhead gantry crane training course?

The Overhead Gantry Crane Training Course is essential for individuals operating gantry or overhead cranes in various industrial settings. This includes:

- Warehouse Operators: Staff responsible for handling materials in warehouses.
- Construction Workers: Personnel operating cranes on construction sites.
- Manufacturing Plant Workers: Employees in manufacturing settings requiring crane operations.
- Safety Officers: Professionals overseeing equipment use and safety compliance.

Flexible Training Options

Platinum Safety and Training provides on-site training courses for overhead gantry crane operations. This flexibility ensures your team gets the necessary training without interrupting your day-to-day operations.

Overhead Gantry Crane Training

Course Content

The overhead gantry crane training course covers a broad range of topics to enable participants to operate gantry or overhead cranes safely and efficiently. Key areas include:

Plan Operations:

- Hazard management and consultation.

Pre-operational Inspections:

- Inspecting the crane and associated equipment.

Set-Up:

- Preparing the crane and lifting equipment for operation.

Transfer Loads:

- Shifting loads using slings or lifting devices.

Conclude Operations:

- Shutting down and parking the crane following site-specific procedures.

Eligibility and Requirements

- Prerequisites: No prerequisites are required for this course.
- Age Requirement: Participants must be at least 18 years old.
- Educational Level: Year 10 level of numeracy, literacy, and communication skills.
- Physical Ability: Must be able to complete practical assessments.
- Attire: Wear appropriate attire, including long pants and closed-in shoes.
- USI Number: Required for course completion. Obtain at the USI website.



TELEHANDLER TRAINING TICKET

RTO #41312

This training course will give you the ability to successfully carry out telescopic materials handler activities .

1 DAY TRAINING

STATEMENT OF ATTAINMENT



CONTACT

US NOW



1300 027 057



info@platinumsafety.com.au



New South Wales,
ACT & Victoria

1 KEY UNIT OF COMPETENCY



RIIHAN309F

Conduct telescopic materials handler operations

Telehandler Training Ticket

Participants in our telehandler training course are provided with the knowledge and abilities necessary to successfully carry out telescopic materials handler activities in the Resources and Infrastructure Industries. The training includes instruction on a variety of attachments, including grabs, earthmoving buckets, crane jibs, and fork tynes. Successful participants will be awarded a Statement of Attainment that is recognised on a national level.

Certification and Outcomes

Participants who complete the course will receive a **Statement of Attainment** for the following nationally recognised unit of competency:

- **RIIHAN309F: Conduct telescopic materials handler operations**

Who requires the Telehandler Training Course?

The telehandler training course is essential for individuals in operational roles within the Resources and Infrastructure Industries. This includes:

- **Construction Workers:** Personnel operating telehandlers on construction sites.
- **Warehouse Operators:** Staff responsible for handling materials in warehouses.
- **Industrial Workers:** Employees in various industrial settings requiring telehandler operations.
- **Safety Officers:** Professionals overseeing equipment use and safety compliance.

Flexible Training Options

Platinum Safety and Training provides on-site training courses for telehandlers. This flexibility ensures your team gets the necessary training without interrupting your day-to-day operations.

Telehandler Training Ticket

Course Content

The Telehandler Training course covers a broad range of topics to enable participants to operate telehandlers safely and efficiently. Key areas include:

Telehandler Use:

- Explanation and demonstration of telehandler operations.
- Training with various attachments to enhance versatility.

Safety Procedures:

- Emphasis on electrical safety and low voltage rescue procedures.

Practical Applications:

- Real-world scenarios to practice telehandler handling and operation.

Eligibility and Requirements

- Prerequisites: No prerequisites are required for this course.
- Age Requirement: Participants must be at least 18 years old.
- Educational Level: Year 10 numeracy, literacy, and communication skills.
- Physical Ability: Must be able to complete practical assessments.
- Attire: Wear appropriate attire, including long pants and closed-in shoes.
- USI Number: Required for course completion. Obtain at the USI website.

Why Choose Us?

Training that is both high-quality and practical is something that Platinum Safety and Training is dedicated to providing. In order to ensure that participants acquire the self-assurance and abilities necessary to perform telehandler operations, our experienced instructors deliver courses that are both entertaining and participatory. Our courses are designed to meet industry requirements and far surpass expectations, and they are accompanied by certification that is accepted on a national level.




FORKLIFT TRAINING LICENCE

RTO #41312

Earn a national High Risk Work Licence (Class LF) for forklifts by completing our Forklift Training

3 DAY TRAINING

STATEMENT OF ATTAINMENT



CONTACT

US NOW



1300 027 057



info@platinumsafety.com.au



New South Wales

1 KEY UNIT OF COMPETENCY



TLILIC0003

Licence to operate a forklift truck

Forklift Training Ticket

Earn a National High Risk Work Licence (Class LF) for forklifts by completing our Forklift Training Course, which covers all of the eligibility requirements. On successful completion of this course, you will be able to drive any type of forklift inside Australia, including counterbalance, reach trucks, and high reach forklifts.

Course Content

The Forklift Training course covers a broad range of topics to enable participants to operate forklifts safely and efficiently. Key areas include:

- Plan Operations: Hazard management and consultation.
- Pre-operational Inspections: Inspecting the forklift and associated equipment.
- Shift Loads: Lifting at varying heights and travelling through obstacles.
- Conclude Operations: Parking, securing the equipment, and following site-specific procedures.

Eligibility and Requirements

- Prerequisites: There are no prerequisites for this course.
- Age Requirement: Participants must be at least 18 years old.
- Language Proficiency: Speak and understand English at a level to be able to participate in the training and assessment.

Identification

- Able to produce and meet the evidence of identity criteria as per SafeWork / WorkSafe identification requirements. - 100 points of I.D

Certification and Outcomes

Participants who complete the course will receive a **Statement of Attainment** for the following nationally recognised unit of competency:

- **TLILIC003: Licence to operate a forklift truck**

A High-Risk Work Licence (class LF) will be issued through the WHS authority in your jurisdiction (SafeWork NSW)




DOGGING TRAINING COURSE

RTO #41312

Covers all the requirements for obtaining a national High-Risk Work Licence (Class DG) for Dogging Operations.

5 DAY TRAINING

HIGH RISK WORK LICENCE (CLASS DG)



1 KEY UNIT OF COMPETENCY



CPCCLDG3001

Licence to perform dogging

**High Risk Work Licence (SafeWork
NSW)**

CONTACT

US NOW



1300 027 057



info@platinumsafety.
com.au



New South Wales

Dogging Training- High Risk Work Licence (Class DG)

At Platinum Safety and Training, we provide comprehensive onsite dogging training courses tailored to meet all of your workplace dogging requirements.

Dogging Training

Our Dogging Training Course covers all the requirements for obtaining a national High-Risk Work Licence (Class DG) for Dogging Operations. This licence allows participants to direct crane load movements and select and inspect lifting equipment such as chains, synthetic slings, shackles, and lifting beams within Australia.

Certification and Outcomes:

Participants who successfully complete the course will receive a nationally recognised unit of competency **Statement of Attainment** for:

- CPCCLDG3001: Licence to perform dogging
- A High-Risk Work Licence (class DG) will be issued through the WHS authority in your jurisdiction (SafeWork NSW)

What is Dogging?

Dogging uses slinging techniques are the key to efficiently moving loads with cranes.

One important aspect is choosing the right lifting equipment and making sure it is in good condition and suitable for the job at hand. In addition to operating cranes, dogging also involves the crucial task of guiding crane operators when they cannot see the load, ensuring that load handling is both safe and efficient.

The dogger is responsible for calculating safe angles for slings or chains, selecting the appropriate type of sling or chain, and determining the safest method to lift or turn the load. This crucial position is responsible for maintaining the security and reliability of load movements at construction sites.

Dogging Training- High Risk Work Licence (Class DG)

Who Requires the Dogging Training Course?

The Dogging Training Course is essential for individuals involved in load movement and lifting operations in various industrial settings.

This includes:

- Construction Workers: Personnel involved in lifting and moving materials.
- Crane Operators: Individuals directing crane operations.
- Safety Officers: Professionals overseeing lifting operations and compliance.
- Warehouse Workers: Staff managing heavy load movements.

Course Content

The Dogging Training course covers a broad range of topics to enable participants to perform dogging tasks safely and efficiently.

Key areas include:

- Plan Operations: Hazard management and consultation.
- Equipment: Selecting and inspecting appropriate lifting equipment.
- Prepare: Set up the site and lift equipment for operations.
- Transfer Loads: Rigging loads and directing crane movements.
- Conclude Operations: Shutting down and packing up equipment following site-specific procedures.

Eligibility and Requirements

- Prerequisites: There are no prerequisites for this course.
- Age Requirement: Participants must be at least 18 years old.
- Language Proficiency: Speak and understand English at a level to participate in the training and assessment.
- Identification: Able to produce and meet the evidence of identity criteria as per SafeWork / WorkSafe identification requirements.




ELEVATED WORK PLATFORM TICKET BOOM TYPE OVER 11M

RTO #41312

Covers all the requirements for obtaining a national High-Risk Work Licence (Class WP) for elevating work platforms boom type over 11m.

3 DAY TRAINING

HIGH RISK WORK LICENCE (CLASS WP)



1 KEY UNIT OF COMPETENCY



TLILIC0005

Licence to operate a boom-type elevating work platform (boom length 11 metres or more)

High Risk Work Licence (SafeWork NSW)

CONTACT

US NOW



1300 027 057



info@platinumsafety.com.au



New South Wales

Elevated Work Platform Ticket (Boom Type EWP Over 11m) Course

Our Elevated Work Platform Training Course meets all requirements for earning a national High Risk Work Licence (Class WP) for boom-type elevating work platforms. Successfully completing this course allows you to operate any boom-type platform across Australia, including self-propelled, trailer-mounted, and truck-mounted lifts with a height or reach of 11 meters or more.

Certification and Outcomes:

Participants who successfully complete the course will receive a nationally recognised unit of competency for:

- TLILIC0005: Licence to operate a boom-type elevating work platform (boom length 11 metres or more)
- A High-Risk Work Licence (class WP) will be issued through the WHS authority in your jurisdiction - SafeWork NSW

Who Requires the Elevated Work Platform Training Course?

The Elevated Work Platform Training Course is essential for individuals who need to operate boom-type EWPs in various industrial settings. This includes:

- Construction Workers: Personnel working at heights.
- Warehouse Workers: Employees using elevated platforms for access.
- Maintenance Workers: Staff performing high-level maintenance tasks.
- Safety Officers: Professionals overseeing operations involving elevated work platforms.

Elevated Work Platform Ticket (Boom Type EWP Over 11m) Course

Course Content

The Elevated Work Platform Training course covers a broad range of topics to enable participants to operate boom-type EWPs safely and efficiently. Key areas include:

- **Plan Operations:** Hazard management and consultation.
- **Pre-operational Inspections:** EWP and associated equipment.
- **Operate:** Lifting to varying heights and travelling through obstacles.
- **Conclude Operations:** Parking, securing the equipment, and following site-specific procedures.

Eligibility and Requirements

- **Prerequisites:** There are no prerequisites for this course.
- **Age Requirement:** Participants must be at least 18 years old.
- **Language Proficiency:** Speak and understand English at a level that allows participation in the training and assessment.
- **Identification:** Able to produce 100 points or more of identification as per the SafeWork NSW / WorkSafe QLD identification checklist.

Flexible Training Options Platinum Safety and Training offers elevated work platform courses at your location. This flexibility ensures your team receives the necessary training without disrupting your operations.

Why Choose Us? Platinum Safety and Training is dedicated to delivering top-notch, hands-on training. Our seasoned instructors deliver dynamic and immersive sessions to guarantee participants acquire the confidence and expertise required to safely operate elevated work platforms. Our courses are meticulously crafted to not only meet industry standards but to surpass expectations.




VERIFICATION OF COMPETENCY

RTO #41312

Ensure your training and licences are up-to-date and verified by experts!

VOC ASSESSMENT

**ISSUED BY
RTO # 41312**



CONTACT

US NOW



1300 027 057



info@platinumsafety.com.au



New South Wales,
ACT & Victoria

VERIFICATION OF COMPETENCY



MULTIPLE LICENCES

VOC for multiple HRW licences and competencies

Verification of Competency

To assist with your work health and safety requirements, employers must ensure their employees or contractors not only possess the necessary training competencies or licenses to commence work but are also competent and up-to-date with the latest information needed to perform their duties. The easiest way to prove this is to have a subject matter expert or trainer/assessor verify their skills and knowledge through a verification of competency process.

What is a VOC?

A VOC, or "Verification of competency" is a proven method to ensure a worker not only has the initial training, competency or licensing required for a task, they also are current and confident to carry out their duties in the safest and most productive way.

Many workers gain qualifications, competencies and/or licences, however do not update, up-skill or even use these skills for many years after first obtaining them, creating a safety concern for themselves and others.

To overcome this issue, the simple process of VOC's can be implemented

Platinum safety and training offer Verification of Competency for:

- High Risk Work Licences: Forklift, Dogging and EWP (boom type over 11m)
- Plant and Equipment: Overhead gantry crane, Telehandler, EWP (Scissor lift, Boom type under 11m)
- Confined space entry, gas tester, breathing apparatus, confined space rescue
- Work at heights, heights rescue
- Language Proficiency: Speak and understand English at a level to be able to participate in the training and assessment.

IMPORTANT: Candidates **MUST** already poses licences and/or competencies to complete the verification of competency

SHORT SAFETY TRAINING

Platinum Safety Short Safety Courses

Platinum Safety & Training is a Registered Training Organisation (RTO) that specialises in a wide range of safety training courses for various industries.

Additional Short Courses:

To meet our clients' diverse training and compliance needs, we also provide short courses in areas such as:

Courses Available:

- Electrical Safety
- Manual Handling
- Isolate Equipment (Lock Out Tag Out - LOTO)

Why Choose Platinum?

At Platinum Safety & Training, we are committed to delivering high-quality education and ensuring that you and your team have the skills and knowledge to maintain a safe and compliant workplace.





ELECTRICAL SAFETY TRAINING COURSE



**BE SAFE WITH
PLATINUM**

WHO NEEDS THIS COURSE?

- ✓ **CONSTRUCTION WORKERS**
- ✓ **MAINTENANCE WORKERS**
- ✓ **SAFETY OFFICERS**
- ✓ **FACILITIES MANAGERS**

Electrical safety training courses customised to meet all your workplace safety needs, courtesy of Platinum Safety and Training.

**STATEMENT
OF
ATTAINMENT**

Electrical Safety Training Course

Participants in our Electrical Safety Training Course are provided with the knowledge and awareness necessary to recognise electrical risks and put safety measures into place in order to protect themselves and others. In order to ensure that a safer working environment is maintained and that industry standards are met, this course has been established.

Certification and Outcomes

Upon successful completion, participants will receive a Statement of Attainment for this nationally recognised training course.

- **UETDREL006 Work safely in the vicinity of live electrical apparatus as a non-electrical worker**

Note: This is a pre-requisite for the new LVR/CPR Training Course

Who Requires the Electrical Safety Training Course?

The Electrical Safety Training Course is essential for individuals working near electrical hazards and those responsible for workplace safety. This includes:

- **Construction Workers:** Personnel working near electrical installations and equipment.
- **Maintenance Workers:** Staff responsible for repairing and maintaining electrical systems.
- **Safety Officers:** Professionals overseeing electrical safety compliance.
- **Facility Managers:** Individuals managing the overall safety of the workplace.

Eligibility and Requirements

- **Prerequisites:** No prerequisites are required for this course.
- **Language Proficiency:** Proficiency in reading and writing in English.
- **Safety Clothing:** Appropriate attire as per site requirements.



Electrical Safety Training Course

Course Content

The Electrical Safety Training course covers a broad range of topics to enable participants to understand and mitigate electrical risks. Key areas include:

- Basics of Electricity: Understanding concepts like current, voltage, and resistance.
- Effects of Electrical Shock on the Human Body: Recognizing the dangers and health impacts.
- Common Causes of Electrical Accidents: Identifying and preventing potential hazards.
- Electrical Hazards: Types and sources of electrical risks in the workplace.
- Precautions to Minimize Electrical Shock: Safe work practices and protective measures.
- Safe Isolation of Electrical Supply: Procedures for ensuring safe isolation.
- Residual Current Device Protection: Understanding the role and function of RCDs.
- Working Near Overhead Power Lines: Safety protocols and precautions.
- Inspecting and Testing Requirements: Guidelines for regular equipment checks.
- First Aid for Electrical Accidents: Emergency response and first aid techniques.

Why Choose Us?

Platinum Safety and Training is dedicated to delivering top-notch, hands-on training. Our highly skilled instructors deliver dynamic and interactive sessions to equip participants with the necessary confidence and expertise to effectively manage electrical hazards. Our courses are meticulously crafted to not only meet industry standards but to also surpass expectations.



MANUAL HANDLING TRAINING COURSE



BE SAFE WITH PLATINUM

WHO NEEDS THIS COURSE?

- ✓ **WAREHOUSE WORKERS**
- ✓ **OFFICE WORKERS**
- ✓ **CONSTRUCTION WORKERS**
- ✓ **MANAGERS & SUPERVISORS**

Manual Handling Training Course is designed for individuals who are responsible for doing manual handling duties such as lifting, lowering, filling, emptying, or transporting things.

STATEMENT OF ATTAINMENT



Manual Handling Training Course

Our Manual Handling Training Course covers risk management techniques for individuals performing manual handling tasks like lifting, lowering, filling, emptying, or transporting items. It also benefits managers, supervisors, and staff responsible for work organization and job design. Participants will learn how to perform manual handling tasks safely to reduce the risk of injury.

Certification and Outcomes

Participants will receive a **Statement of Attainment** upon successful completion. This course provides essential skills and knowledge in safe manual handling practices.

- **HLTWHS005 Conduct manual tasks safely**

Who Requires the Manual Handling Training Course?

The Manual Handling Training Course is essential for individuals involved in manual handling tasks and those responsible for work organisation. This includes:

- Warehouse Workers: Employees handling boxes and parcels.
- Construction Workers: Personnel lifting and moving materials.
- Office Workers: Staff involved in relocating office supplies and equipment.
- Managers and Supervisors: Individuals responsible for job and task design.

Eligibility and Requirements

- Prerequisites: No prerequisites are required for this course.
- Fitness to Participate: Participants must be fit to engage in the course activities.
- Language Proficiency: The course requires sufficient language, literacy, and numeracy skills.
- Safety Clothing: Appropriate attire as per site requirements.

Manual Handling Training Course

Course Content

The Manual Handling Training course covers a broad range of topics to enable participants to handle loads safely and efficiently. Key areas include:

- Legislation: Understanding WHS and Codes of Practice.
- Human Body and Manual Handling: How manual handling affects the body.
- Risk Management: Job task design and use of mechanical aids.
- Safe Work Practices: Techniques to minimise the risk of injury.

Flexible Training Options

Platinum Safety and Training offers manual handling courses at your location. This flexibility ensures that your team receives the necessary training without disrupting your operations.

Why Choose Us?

Platinum Safety and Training is dedicated to delivering top-notch, hands-on training. Our highly skilled instructors deliver dynamic and interactive sessions to equip participants with the necessary confidence and expertise to effectively manage electrical hazards. Our courses are meticulously crafted to not only meet industry standards but to also surpass expectations.



LOCK OUT TAG OUT COURSE (LOTO)



BE SAFE WITH PLATINUM

WHO NEEDS THIS COURSE?

- ✓ FACILITY MANAGERS
- ✓ SAFETY OFFICERS
- ✓ MANUFACTURING WORKERS
- ✓ MAINTENANCE WORKERS

The Lock Out Tag Out (LOTO) Training Course gives people all the skills and knowledge they need to use lockout/tagout (LOTO) systems successfully in the workplace.

STATEMENT OF ATTAINMENT

Lock Out Tag Out Training

The Lock Out Tag Out (LOTO) Training Course gives people all the skills and knowledge they need to use lockout/tagout (LOTO) systems successfully in the workplace. This training makes sure that workers know how to use locks and tags to keep dangerous equipment locked up, so it doesn't start up by mistake and maintenance workers are safe. Participants learn why locking out tools is important, what will happen if they don't, and the right way to do LOTO. By learning these skills, workers can greatly lower the chance of accidents happening at work, making it safer generally and more in line with industry standards.

Certification and Outcomes

Participants will receive a **Statement of Attainment** upon successful completion of this nationally recognised training course.

- RIISAM202E Isolate and access plant

Who requires the isolate and access plant training course?

The Lock Out Tag Out Training Course is essential for individuals working with or around hazardous equipment. This includes:

- Maintenance Workers: Personnel responsible for maintaining and repairing machinery.
- Manufacturing Workers: Employees in manufacturing settings handling various equipment.
- Safety Officers: Professionals overseeing equipment use and safety compliance.
- Facility Managers: Individuals responsible for the overall safety of the workplace.

Lock Out Tag Out Training

Course Content

The Lock Out Tag Out course covers a broad range of topics to enable participants to effectively implement LOTO procedures. Key areas include:

- Importance of Locking Out Plant and Equipment: Understanding why LOTO is crucial.
- Consequences of Failing to Lock Out: Risks and hazards associated with non-compliance.
- Basic Principle Lockout Procedures: Step-by-step guide to implementing LOTO.
- Correct Location for Lockouts: Identifying appropriate isolation points.
- Appropriate Isolation and Lockout Devices: Tools and devices used for LOTO.
- Methods of Lockout: Various techniques for effective lockout.
- Importance of Correct Procedures: Ensuring compliance and safety.

Eligibility and Requirements

- Prerequisites: No prerequisites are required for this course.
- Fitness to Participate: Participants must be fit to engage in the course activities.
- Language Proficiency: Sufficient language, literacy, and numeracy skills to complete the course.
- Safety Clothing: Appropriate attire as per site requirements.

Why Choose Us?

Platinum Safety and Training is committed to delivering high-quality, practical training. Our experienced instructors provide engaging and interactive sessions to ensure participants gain the confidence and skills needed to implement effective LOTO procedures. Our courses are designed to meet industry standards and exceed expectations.

BLENDED LEARNING OPTIONS

At Platinum Safety, we're committed to maximising the value of your training days. That's why we offer blended learning and personalised training packages tailored to your needs.

1 REDUCES COST

2 SAVES TIME

3 FLEXIBLE



WHY

We understand compliance training takes a lot of time. The costs of training fees, wages, and workers being off the tools can add up quickly.



SOLUTION

Blended learning and training packages. Enable completion of multiple units in one day, minimising downtime.



BENEFITS

Students can learn from anywhere, take more time to clarify information, and benefit from reduced face-to-face training times. This flexibility is advantageous for both employers and employees.



WE VALUE OUR CUSTOMERS

And strive to support you and your business to be safe & compliant, while helping you save time and money.

The Challenge

Compliance training can be time-consuming and costly, not just in training fees, but also in wages and lost productivity.

The Solution

Blended Learning Options (Online Theory + Face-to-Face Practical Training & Assessment)

How It Works

Students can enrol in private courses for corporate groups, complete the online theory and assessments at their own pace, and then attend a short face-to-face session for practical training and assessment.

Benefits

- Flexible Learning: Study anytime, anywhere, on any device (smartphone, tablet, laptop, desktop).
- Convenience: Access the learning portal 24/7 for training, resources, and support.
- Efficiency: Face-to-face training time reduced by 50-75%.
- Interactive Support: Online communication with trainers via chats, emails, or texts.
- Comprehensive Resources: Access to videos, documentation, and learning links.
- Flexible Scheduling: Start training sessions early, in the afternoon, or in the evening.
- Multi-Unit Training: Combine courses to complete multiple units in one day.

Why Platinum?

By choosing Platinum Safety and Training, you gain a partner dedicated to making compliance training efficient, cost-effective, and tailored to your needs.



SAVE TIME & MONEY

Select a combination of courses to **reduce face-to-face training time by 50-75%** and save 20% on total costs.

Contact our team to create a customised training package for you.

EXAMPLE ONE

20% SAVING **SAVE \$800**

- ✓ Confined Space entry + Confined Space Supervisor - Group up to 12 students
- > **NORMALLY: 2 Full Days of Face to Face Training** = \$4000
- BLO** Blended Learning Options: Online Learning + 1 Day Face to Face = \$3200

EXAMPLE TWO

20% SAVING **SAVE \$1600**

- ✓ Confined Space + Confined Space Supervisor + Confined Space Rescue + Work at Heights - Group up to 12 students
- > **NORMALLY: 4 Full Days of Face to Face Training** = \$8000
- BLO** Blended Learning Options: Online Learning + 2 Day Face to Face = \$6400



COURSE OFFERINGS

Which course do you need?

Can it be done through our blended learning options?

| | | |
|-----|--|-----|
| #1 | Confined Space Entry | YES |
| #2 | Confined Space Entry + Gas Test Atmospheres | YES |
| #3 | Gas Test Atmospheres | YES |
| #4 | Confined Space Supervisor | YES |
| #5 | Confined Space Rescue | YES |
| #6 | Breathing Apparatus Training | YES |
| #7 | Work Safely at Heights | YES |
| #8 | Heights Rescue Training | YES |
| #9 | Basic First Aid Training | YES |
| #10 | Cardiopulmonary Resuscitation (CPR) | YES |
| #11 | Low Voltage Rescue + CPR | YES |
| #12 | Fire Extinguisher Training | YES |
| #13 | Fire Warden Training [100% online also available] | YES |
| #14 | Chief Warden Training [100% online also available] | YES |

E-LEARNING TRAINING

Platinum Safety E-Learning Courses


Our E-Learning courses offer the flexibility and convenience of completing your training online, from the comfort of your own home or office. Designed to provide the same high-quality education as our in-person courses, these programs are perfect for busy professionals who need to balance training with their daily responsibilities.

Courses Available:

- Fire Warden Training- Online
- Chief Warden Training- Online
- Fire Warden & Chief Warden Training- Online

Why Choose E-Learning?

- **Flexibility:** Learn at your own pace, on your own schedule.
- **Convenience:** No need to travel or take time off work.
- **Accessibility:** Available 24/7 on any device – computer, tablet, or smartphone.
- **Comprehensive:** Our online courses cover all the essential topics and provide the same level of certification as our in-person training.





ONLINE FIRE WARDEN TRAINING

RTO #41312

Learn to be an emergency warden and manage small workplace emergencies

100% ONLINE

STATEMENT OF ATTAINMENT

CONTACT

US NOW



1300 027 057



info@platinumsafety.com.au



Australia wide

1 KEY UNIT OF COMPETENCY



PUAFER005

Operate as part of an emergency control organisation

Online Fire warden Training Course

This training provides learners with the skills and knowledge to operate as part of an emergency control organisation. It applies to employees within all industries. It places responsibility on individual employees who are delegated roles within the emergency control organisation and to participate in the preparation of workplace emergency procedures. This may including raising alarms to report potential workplace emergencies, evaluate the need to evacuate and prepare for an evacuation including evacuating people who may require assistance in accordance with workplace emergency procedures.

This unit has been developed to cover the broad range of emergencies and workplaces as considered in Australian Standard 3745-2010.

Certification and Outcomes

Participants who complete the course will receive the **Statement of Attainment** for the following nationally recognised unit of competency:

- **PUAFER005 Operate as part of an emergency control organisation**

**Delivery is 100% Online through the e-learning platform
(Learn at your own pace)**

Alternatives Delivery Options:

- Face-to-face: 3 hours
- Blended learning: Online theory + 1.5 hours face-to-face

There is no prerequisite for this course.



Online Fire warden Training Course

Course consists of both theory and virtual based scenarios, including theory and simulated activity assessments.

- Different types of emergency situations
- Roles and responsibilities of the emergency control organisation (ECO)
- Roles and responsibilities of an emergency fire warden
- Responding to different alarms
- Understanding evacuation diagrams and procedures
- Emergency colour codes
- Utilising emergency intercommunication systems
- Fire safety and evacuation procedures
- Dynamic risk assessments
- Evacuating staff members and visitors
- Managing people with mobility impairments
- Liaising with emergency services
- Record keeping and debriefing
- Basic fire science
- Classes of fire
- Types of fire extinguishers and fire fighting equipment
- Firefighting skills
- Safety precautions

Successful completion of this training will be awarded the **Statement of Attainment** which will be emailed on completion of the training course.



ONLINE CHIEF WARDEN TRAINING

RTO #41312

Take command of the workplace during emergency incidents and coordinates the actions of the emergency control organisation

100% ONLINE

STATEMENT OF ATTAINMENT



CONTACT

US NOW



1300 027 057



info@platinumsafety.com.au



Australia wide

1 KEY UNIT OF COMPETENCY



PUAFER006

Lead an emergency control organisation

Online Chief Warden Training Course

This training provides its learners on how to operate as the chief warden of an emergency control organisation. It applies to employees within all industries. It places responsibility on individual employees who are delegated the roles of chief and deputy chief warden within the emergency control organisation and to participate in the preparation of workplace emergency procedures. This may including raising alarms to report potential workplace emergencies, evaluate the need to evacuate, using internal emergency communication systems and prepare for an evacuation in accordance with workplace emergency procedures.

This unit has been developed to cover the broad range of emergencies and workplaces as considered in Australian Standard 3745-2010.

Certification and Outcomes

Participants who complete the course will receive the Statement of Attainment for the following nationally recognised unit of competency:

- **PUAFER006 Lead an emergency control organisation**

Delivery is 100% Online through the e-learning platform.
(Learn at your own pace)

Alternatives Delivery Options:

- Face-to-face: 3 hours
- Blended learning: Online theory + 1.5 hours face-to-face

Prerequisite: PUAFER005 Operate as part of an emergency control organisation

(Complete our fire warden + chief warden combo and save \$\$\$)

Online Chief Warden Training Course

Course consists of both theory and virtual based scenarios, including theory and simulated activity assessments.

Theory consists of;

- Different types of emergency situations
- Roles and responsibilities of the emergency control organisation (ECO)
- Roles and responsibilities of the Chief warden
- How to raise the alarm
- Understanding evacuation diagrams and procedures
- Utilising emergency intercommunication systems
- Fire safety and evacuation procedures
- Dynamic risk assessments
- Liaising with emergency services
- Record keeping and debriefing
- Emergency planning committees
- Basic fire science
- Classes of fire
- Types of fire extinguishers and fire fighting equipment
- Firefighting skills
- Safety precautions

Successful completion of this training will be awarded the Statement of Attainment which will be emailed on completion of the training course.



ONLINE FIRE WARDEN + CHIEF WARDEN TRAINING

RTO #41312

Learn to be an emergency warden and manage small workplace emergencies including extinguishing small fires

100% ONLINE

STATEMENT OF ATTAINMENT

CONTACT

US NOW



1300 027 057



info@platinumsafety.com.au



NSW & ACT

2 KEY UNITS OF COMPETENCY



PUAFER006

Lead an emergency control organisation



PUAFER005

Operate as part of an emergency control organisation

Online Fire Warden & Chief Warden Training Course

This training provides learners with the skills and knowledge to act as both the chief warden and an emergency warden as part of an emergency control organisation. It applies to employees within all industries. It places responsibility on individual employees who are delegated roles within the emergency control organisation and to participate in the preparation of workplace emergency procedures. This may including raising alarms to report potential workplace emergencies, evaluate the need to evacuate and prepare for an evacuation including evacuating people who may require assistance in accordance with workplace emergency procedures.

This unit has been developed to cover the broad range of emergencies and workplaces as considered in Australian Standard 3745-2010.

Certification and Outcomes

Participants who complete the course will receive the **Statement of Attainment** for the following nationally recognised units of competency:

- **PUAFER006 Lead an emergency control organisation**
- **PUAFER005 Operate as part of an emergency control organisation**

Delivery is 100% Online through the e-learning platform.
(Learn at your own pace)

Alternatives Delivery Options:

- Face-to-face: 6 hours
- Blended learning: Online theory + 3 hours face-to-face

There is no prerequisite for this course.

Online Fire Warden + Chief Warden Training Course

Course consists of both theory and virtual based scenarios, including theory and simulated activity assessments.

Theory consists of;

- Emergency situations scenarios
- Roles and responsibilities of the emergency control organisation (ECO)
- Roles and responsibilities of an emergency fire warden
- Roles and responsibilities of the Chief warden
- Responding to different alarms
- How to raise the alarm
- Understanding evacuation diagrams and procedures
- Emergency colour codes
- Utilising emergency intercommunication systems
- Fire safety and evacuation procedures
- Dynamic risk assessments
- Evacuating staff members and visitors
- Managing people with mobility impairments
- Liaising with emergency services
- Record keeping and debriefing
- Emergency planning committees
- Basic fire science
- Classes of fire
- Types of fire extinguishers and fire fighting equipment
- Firefighting skills
- Safety precautions

Successful completion of this training will be awarded the Statement of Attainment which will be emailed on completion of the training course.



LET'S WORK TOGETHER

1300 027 057

www.platinumsafety.com.au

info@platinumsafety.com.au

Sydney, Australia